



Oral Language

Animal Sort

1. Take out the set of animals.
2. Talk with your child about what you notice about the animals. Talk about their size, fur, tail, color, and so on.
3. Have your child sort the animals by the features you've discussed, grouping animals with similar features together.
4. If your child is new to sorting, begin sorting yourself and ask your child to tell you whether or not an animal fits into a certain group.
5. Next, sort the animals a different way, such as where they live or how fast they move.

Encourage your child to think up more ways to sort animals!

These materials have been made available with the generous support of Scholastic, Inc., and come from the program "Engaging Families in Children's Literacy Development: A Complete Workshop Series."





Pets






Farm





Jungle





Forest





Air and Water





Miscellaneous

